









































Crypto Scoreboard

Rank	Name	Price	24h%	7d%	Market Cap	Volume(24h)	Circulating Supply	Last 7 Days
1	 Bitcoin BTC	\$94,325.91	▼ 2.34%	▼ 1.20%	\$1,868,370,376,449	63,869,848,620 676,361 BTC	19,807,848,620 BTC	
2	 Ethereum ETH	\$3,323.86	▼ 0.96%	▼ 2.48%	\$400,457,307,344	\$31,908,864,757 9,589,646 ETH	120,479,619 ETH	
3	 Tether USDT	\$0.9995	▼ 0.02%	▲ 0.13%	\$137,535,607,461	\$131,035,682,347 131,099,219,896 USDT	137,601,365,454 USDT	
4	 XRP XRP	\$2.35	▲ 1.87%	▼ 1.10%	\$134,863,417,542	\$8,008,580,339 3,407,956,423 XRP	57,449,049,415 XRP	
5	 BNB BNB	\$698.43	▲ 0.91%	▼ 1.00%	\$100,578,862,645	\$2,100,693,006 3,005,228 BNB	144,006,439 BNB	
6	 Solana SOL	\$193.97	▼ 1.22%	▼ 4.94%	\$93,836,361,761	\$4,194,822,577 21,580,320 SOL	483,761,223 SOL	
7	 Dogecoin DOGE	\$0.3384	▼ 3.27%	▲ 2.14%	\$49,935,712,869	\$4,017,270,170 11,054,422,573 DOGE	147,547,646,384 DOGE	
8	 USDC USDC	\$0.9999	▼ 0.01%	▼ 0.02%	\$45,342,353,746	\$8,826,491,194 8,826,732,088 USDC	45,345,459,268 USDC	
9	 Cardano ADA	\$0.9337	▼ 5.76%	▲ 0.10%	\$33,820,433,585	\$1,829,144,359 1,955,712,174 ADA	35,151,153,813 ADA	
10	 TRON TRX	\$0.247	▼ 1.63%	▼ 4.45%	\$21,288,429,435	\$1,205,777,033 4,877,262,548 TRX	86,182,661,804 TRX	


Top Movers & Shakers – 100 Coins

Name	7D	Name	7D
 SPX6900 SPX	▲ 39.38%	 ai16z AI16Z	▼ 41.71%
 AIOZ Network AIOZ	▲ 27.06%	 Virtuals Protocol VIRTUAL	▼ 34.58%
 Sui SUI	▲ 11.48%	 Hyperliquid HYPE	▼ 18.10%
 XDC Network XDC	▲ 11.46%	 THORChain RUNE	▼ 17.26%
 UNUS SED LEO LEO	▲ 9.06%	 Curve DAO Token CRV	▼ 15.78%
 GateToken GT	▲ 8.32%	 Fantom FTM	▼ 14.87%
 BitTorrent (New) BTT	▲ 7.57%	 Beam BEAM	▼ 13.67%
 Bitget Token BGB	▲ 5.39%	 Flare FLR	▼ 13.05%
 Neo NEO	▲ 2.94%	 Ondo ONDO	▼ 13.00%
 The Sandbox SAND	▲ 2.83%	 Aave AAVE	▼ 12.25%

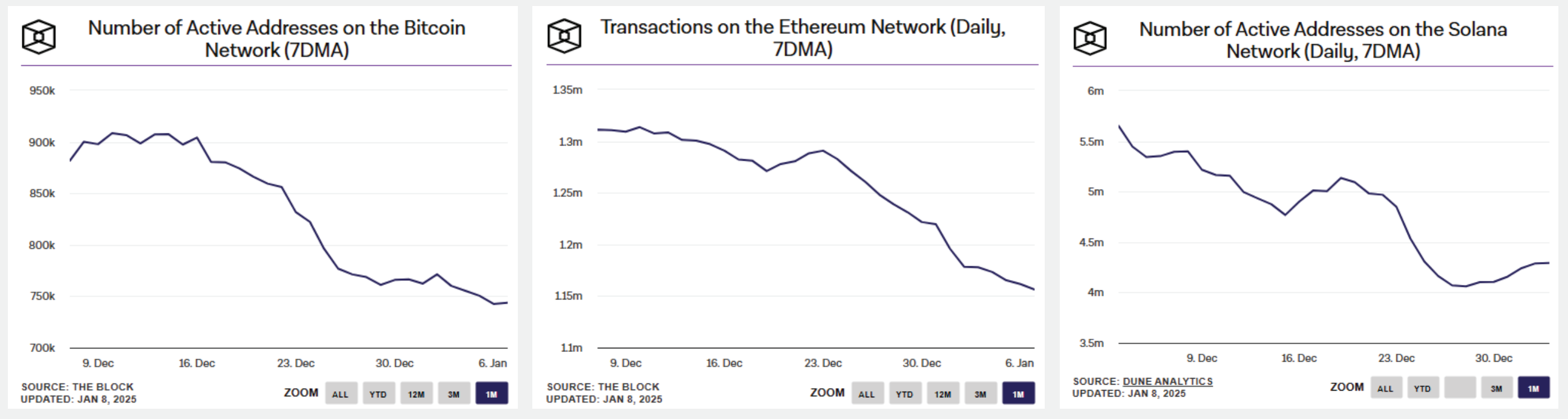
Sector Rundown

Sector	Change	Up	Down	Trend	RSI
QC 500	-6.34%	99	401	38 Neutral	48 Neutral
Currency	-2.52%	11	26	54 Neutral	53 Neutral
Platform	-5.80%	8	42	47 Neutral	52 Neutral
DeFi	-8.73%	5	45	44 Neutral	49 Neutral
Exchange	-2.46%	6	14	62 Neutral	58 Neutral
Meme	-10.95%	8	42	35 Neutral	40 Neutral
Game	-7.15%	8	33	19 Bearish	47 Neutral
NFT	-9.65%	1	20	26 Bearish	47 Neutral
Metaverse	-10.03%	1	12	32 Neutral	51 Neutral
Services	-0.24%	17	27	39 Neutral	52 Neutral

HeatMap 7D













On-Chain Analysis













NFT Landscape Overview








TOP PERFORMING NFT MARKETPLACES BY TRADING VOLUME

Market	Avg Price	Volume 7d
 Blur	\$3.8k ▲+21.98%	\$72.24M
 OpenSea	\$253.2 ▲+4,317.48%	\$64.44M
 OKX NFT Marketplace	\$730.47 ▼-10.27%	\$48.28M
 Tensor	\$343.47 ▲+41.22%	\$6.52M
 Element Market	\$1.36k ▼-18.59%	\$5.52M
 Magic Eden	\$340.34 ▲+59.7%	\$5.14M
 Immutable X Marketplace	\$53.91 ▲+59.7%	\$5.12M
 CryptoPunks	\$153.45k ▲+13.26%	\$4.75M
 UniSat	\$625.73 ▼-18.22%	\$1.77M
 X2Y2	\$8.51k ▲+51.8%	\$1.01M

Top NFT Collections

Name	Volume 7D	Est. Market Cap	Floor Price
 PudgyPenguins	6,797.84 ETH	231,482.5 ETH	26.19 ETH
 Li Pudgys	3,830.57 ETH	59,689.77 ETH	2.689 ETH
 Azuki	3,824.15 ETH	126,174.46 ETH	12.42 ETH
 Azuki Elementals	1,658.89 ETH	26,589 ETH	1.57 ETH
 BoredApeYachtClub	1,413.72 ETH	167,520.18 ETH	15.82 ETH
 Doodles	1,079.25 ETH	46,934.74 ETH	4.7469 ETH
 Mad Lads	17,278.6 SOL	826,103.69 SOL	946.07 SOL
 Beanz	767.97 ETH	15,404.71 ETH	0.755 ETH
 MutantApeYachtClub...	644.81 ETH	54,761.61 ETH	2.71 ETH
 Milady	584.45 ETH	38,502.71 ETH	3.757 ETH

This Week's Hottest Headlines

	Ripple's collaboration with Chainlink aims to boost RLUSD adoption through oracle integration, with XRP holding steady at \$2.3 despite market sell-offs
	Bitcoin fell to \$93,700 amid a 10% drop in global crypto market capitalization, while Ripple and Chainlink launched multi-chain access for the RLUSD stablecoin
	MicroStrategy increases its Bitcoin reserves to 279,420 BTC, reinforcing its position as a major corporate Bitcoin holder.
	Fetch.ai introduces a \$10 million fund to promote innovation in decentralized AI technologies and support emerging AI startups.
	Bitfinex Derivatives moved to El Salvador, leveraging the country's crypto-friendly regulations to expand offerings under a new Digital Asset Service Provider license

About TDMM

TDMM, an integral part of the TradeDog Group, is an established crypto trading firm. The company excels in building scalable liquidity for digital assets, having generated over \$10 billion in trading volume. Leveraging decades of experience across top financial institutions in trading stocks, commodities, and digital currencies, TDMM has been active in the crypto markets since 2015, providing liquidity provisioning and market-making for legacy tokens such as **XRP, BCH, ETH, ETC**.

For more information or if we can help with anything, please visit www.tdmm.io or contact us at inquiry@tdmm.io

Follow TDMM for more content: [Twitter](#) , [LinkedIn](#) , [Instagram](#)

Disclaimer

This material is for informational purposes only and intended for experienced institutional investors. It is not an offer, commitment, or personal advice. **TDMM** operates globally and may not be subject to local regulations. We may hold conflicting interests in the assets mentioned. Information is based on reliable sources but not guaranteed. Digital asset investments carry risks and may not suit all investors. **TDMM** is not liable for any losses, and this material cannot be copied or shared without permission.

Content Sources



THE BLOCK

Investing.com



DappRadar

TradingView