

# Weekly Market Pulse check by TDMM September 11–18<sup>th</sup>, 2024























## Crypto Scoreboard

Rank	Name	Price	24h%	7d%	Market Cap	Volume(24h)	Circulating Supply	Last 7 Days
1	Bitcoin BTC	\$60,166.63	▲ 2.39%	▲ 6.58%	\$1,188,888,976,846	\$39,196,117,572 651,071 BTC	19,755,650 BTC	
2	Ethereum ETH	\$2,321.34	▲ 0.47%	▼ 0.28%	\$279,395,113,419	\$15,841,468,511 6,827,681 ETH	120,343,275 ETH	
3	Tether USDT	\$1.00	▲ 0.01%	▲ 0.01%	\$118,710,393,369	\$57,789,458,354 57,781,737,589 USDT	118,701,127,897 USDT	
4	BNB BNB	\$543.92	▲ 0.91%	▲ 6.51%	\$79,361,416,089	\$1,597,417,530 2,938,728 BNB	145,933,866 BNB	
5	Solana SOL	\$130.76	▼ 1.38%	▼ 0.36%	\$61,244,893,878	\$1,756,359,950 13,435,782 SOL	468,369,530 SOL	
6	USDC USDC	\$0.9999	▲ 0.01%	▼ 0.01%	\$35,566,563,052	\$6,887,054,726 6,888,439,071 USDC	35,569,462,593 USDC	
7	XRP XRP	\$0.5767	▼ 1.55%	▲ 8.40%	\$32,521,675,046	\$985,337,282 1,709,471,189 XRP	56,386,022,594 XRP	
8	Dogecoin DOGE	\$0.1013	▲ 0.050%	▲ 0.66%	\$32,511,509,130	\$500,630,174 4,940,935,720 DOGE	146,004,986,384 DOGE	
9	Toncoin TON	\$5.52	▲ 0.61%	▲ 5.42%	\$13,977,182,271	\$231,907,040 42,121,230 TON	2,532,541,380 TON	
10	TRON TRX	\$0.15	▼ 0.02%	▼ 1.48%	\$13,003,466,725	\$273,977,642 1,825,173,211 TRX	86,684,903,333 TRX	

# Weekly Market Pulse check by TDMM September 11–18<sup>th</sup>, 2024



## Top Movers & Shakers - 100 Coins

Name		7D	Name		7D
	Nervos Network CKB	▲ 116.38%		Helium HNT	▼ 13.65%
	Sui SUI	▲ 33.60%		Internet Computer ICP	▼ 10.55%
	Celestia TIA	▲ 31.03%		Aave AAVE	▼ 9.31%
	Popcat (SOL) POPCAT	▲ 16.52%		Maker MKR	▼ 8.04%
	Fantom FTM	▲ 16.52%		Optimism OP	▼ 7.84%
	Beam BEAM	▲ 16.08%		Bitcoin SV BSV	▼ 7.47%
	Bittensor TAO	▲ 13.89%		Render RENDER	▼ 7.24%
	Theta Network THETA	▲ 8.67%		Notcoin NOT	▼ 6.71%
	Immutable IMX	▲ 8.35%		SATS 1000SATS	▼ 5.22%
	XRP XRP	▲ 8.12%		Bitcoin Cash BCH	▼ 4.34%

# Weekly Market Pulse check by TDMM September 11–18<sup>th</sup>, 2024



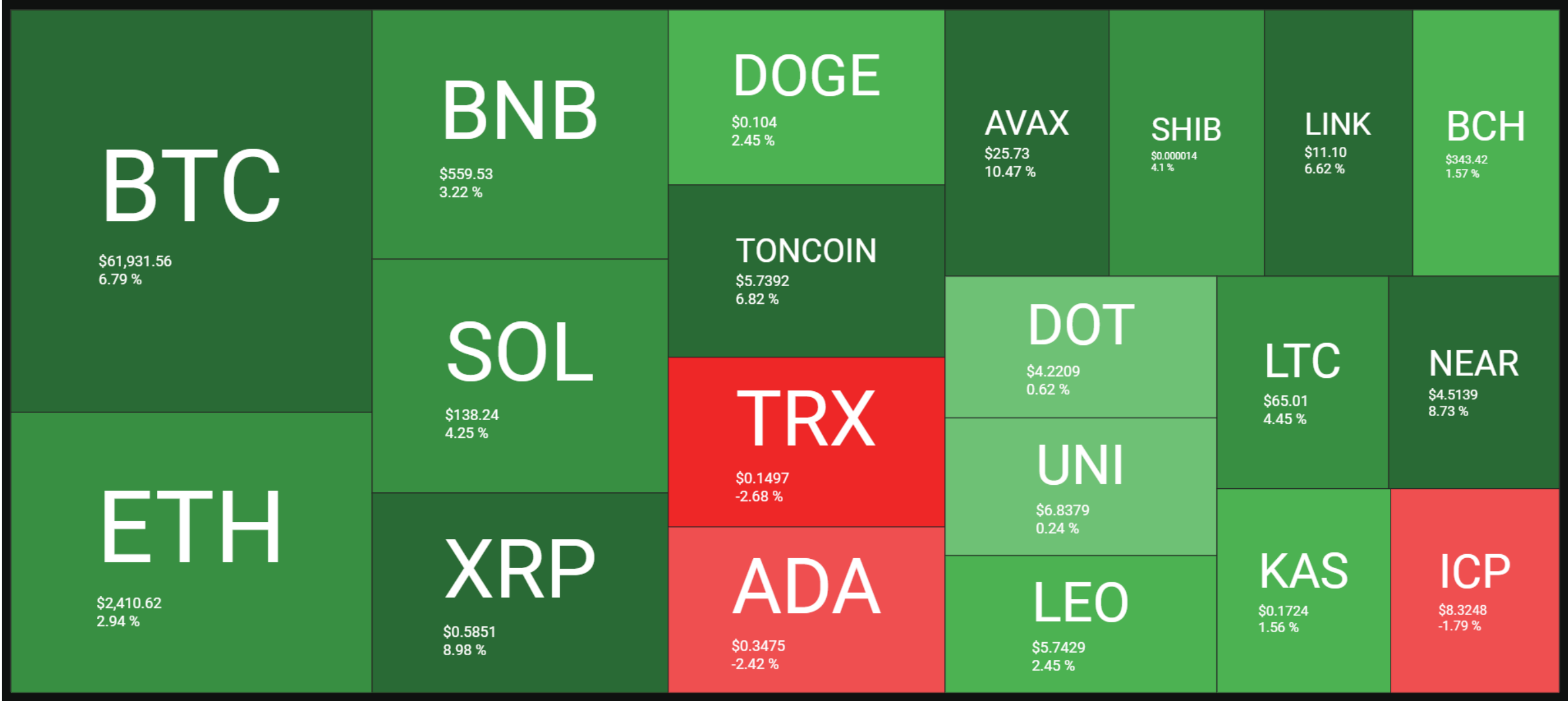
## Sector Rundown

Sector	Change	Up	Down	Trend	RSI
QC 500	+2.64%	263	236	21 Bearish	39 Neutral
Currency	+0.33%	17	13	27 Bearish	46 Neutral
Platform	+1.36%	23	25	16 Bearish	39 Neutral
DeFi	+1.93%	21	29	16 Bearish	41 Neutral
Exchange	+2.02%	11	11	35 Neutral	43 Neutral
Meme	+9.28%	23	27	26 Bearish	32 Neutral
Game	+2.94%	27	15	12 Bearish	39 Neutral
NFT	+0.27%	10	12	10 Bearish	40 Neutral
Metaverse	+0.89%	8	7	12 Bearish	39 Neutral
Fan	+4.34%	1	3	7 Bearish	36 Neutral
Services	-0.14%	23	24	18 Bearish	42 Neutral

# Weekly Market Pulse check by TDMM September 11-18<sup>th</sup>, 2024



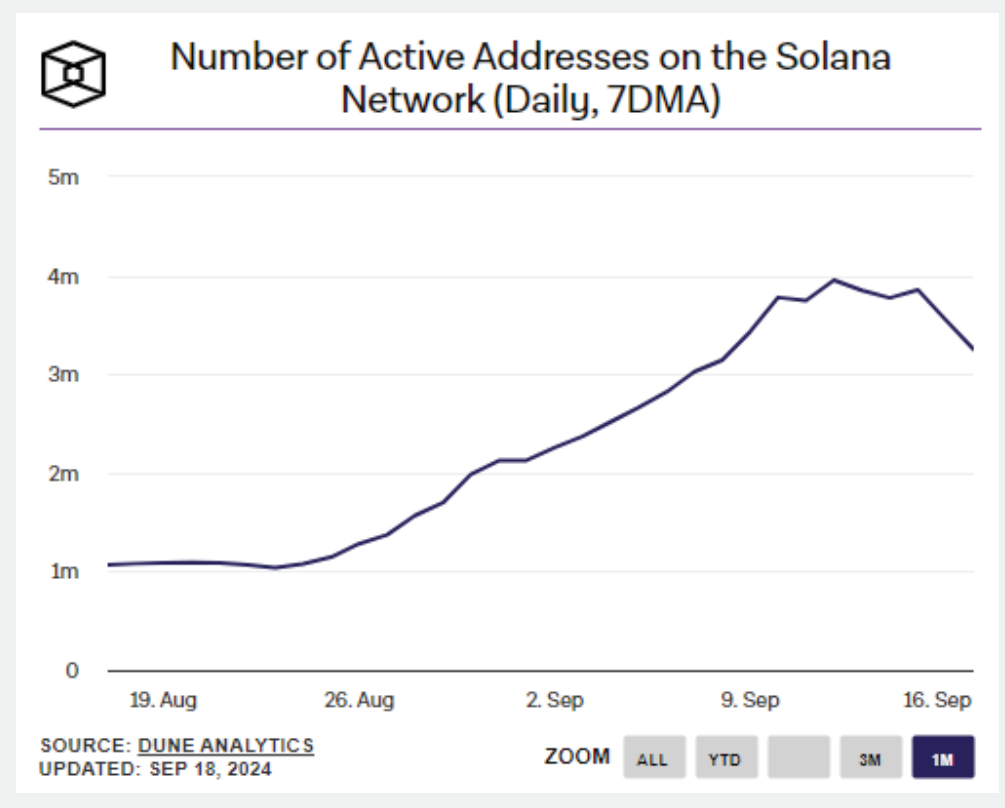
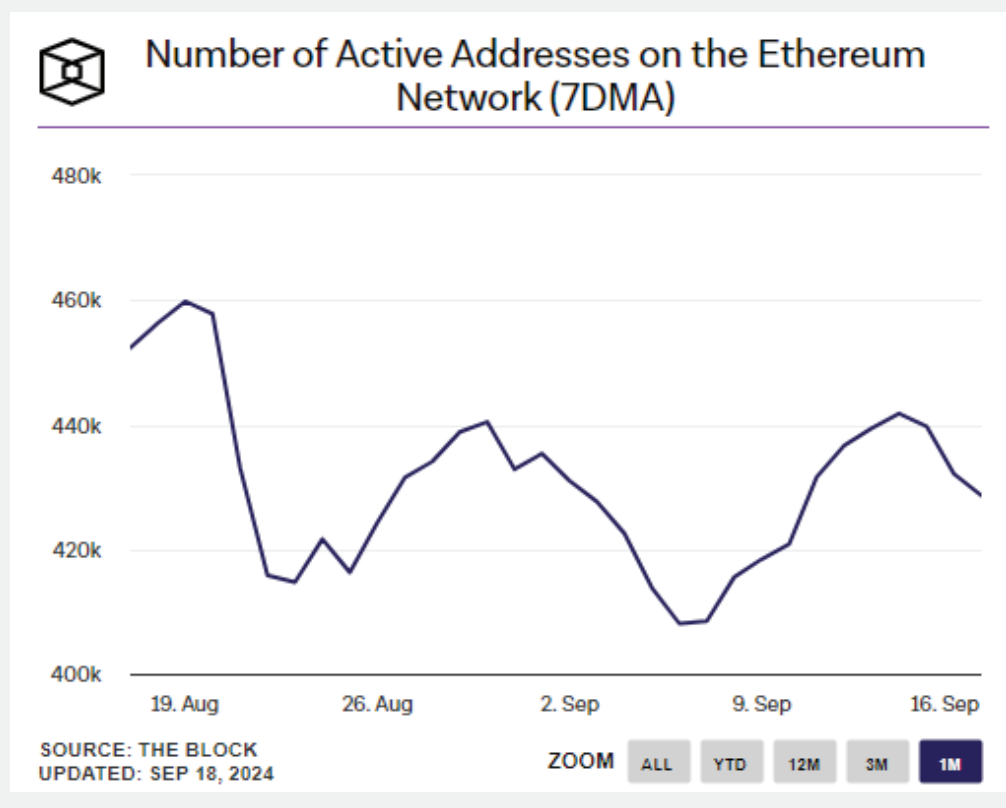
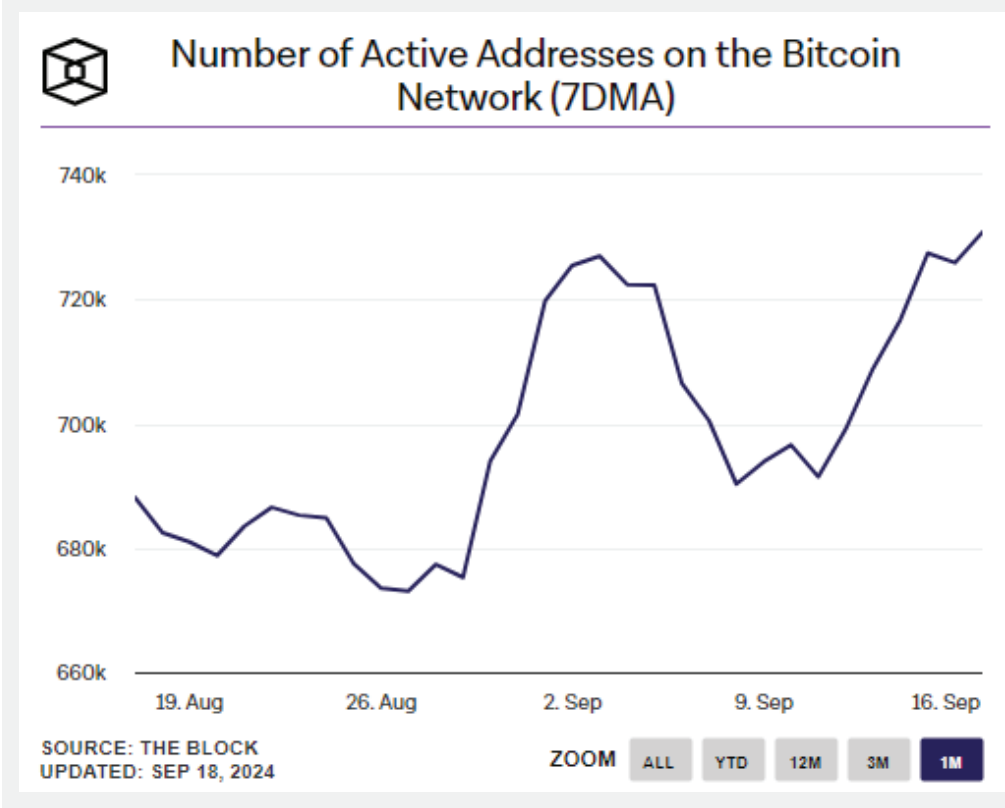
HeatMap 7D



# Weekly Market Pulse check by TDMM September 11–18<sup>th</sup>, 2024



## On-Chain Analysis



# Weekly Market Pulse check by TDMM September 11–18<sup>th</sup>, 2024



## Trading Volume Highlights

## Exchange Volume Dashboard



Exchange	Volume 24h	Volume Graph 7d
Binance	\$14,326,996,002	
Coinbase Exchange	\$1,699,264,458	
OKX	\$1,823,641,750	
Bybit	\$4,723,791,128	
Upbit	\$2,602,797,774	
Kraken	\$711,241,930	
Gate.io	\$1,395,942,782	
HTX	\$1,829,999,398	
Bitfinex	\$168,184,819	
KuCoin	\$613,238,439	

# Weekly Market Pulse check by TDMM September 11–18<sup>th</sup>, 2024



## Bitcoin V/S S&P 500

## Global Market Performance

Name	7D
S&P 500	(+1.45%)
FTSE 100	(+1.19%)
NASDAQ Composite (IXIC)	(+1.34%)
Shanghai Composite (SSEC)	(-0.18%)
DAX (GDAXI)	(+2.22%)



# Weekly Market Pulse check by TDMM September 11–18<sup>th</sup>, 2024



## NFT Landscape Overview















## TOP PERFORMING NFT MARKETPLACES BY TRADING VOLUME

Market	Avg Price	Volume 7d
OpenSea	\$424.14 ▲ +61.54%	\$72.13M
Blur	\$1.27k ▲ +19.34%	\$15.51M
OKX NFT Marketplace	\$1.02k ▲ +48.99%	\$12.97M
Magic Eden	\$244.56 ▲ +134.86%	\$8.13M
Element Market	\$1.39k ▼ -16.55%	\$4.16M
Tensor	\$137.8 ▲ +30.8%	\$4.04M
UniSat	\$345.29 ▼ -27.27%	\$2.79M
CryptoPunks	\$94.22k ▼ -35.19%	\$2.19M
Sorare	\$18.43 ▲ +9.45%	\$1.88M
fantasy.top	\$64.24 ▼ -4.49%	\$1.31M

# Weekly Market Pulse check by TDMM September 11–18<sup>th</sup>, 2024



## Top NFT Collections

Name	Volume 7D	Est. Market Cap	Floor Price
 Based Zaza	3,006.23 ETH	0.5221 ETH	0.00025 ETH
 Skies	16,698,378.44 MATIC	17,558,746.15 MATIC	40,340.82 MATIC
 PolCat	16,367,565.21 MATIC	19,774,180.03 MATIC	10.99 MATIC
 Fruit Flowers	12,819,038.24 MATIC	5,614,568.55 MATIC	31,646.95 MATIC
 Liberty Cats	9,999,261.73 MATIC	617,361,402.8 MATIC	99,999 MATIC
 Jewels	9,694,587.58 MATIC	21,103,820.14 MATIC	24,343.81 MATIC
 SMB Gen2	21,682.25 SOL	152,168.67 SOL	24.88 SOL
 PudgyPenguins	1,185.31 ETH	97,102.71 ETH	10.87 ETH
 Vegetables	1,147.65 ETH	614.64 ETH	2.985 ETH
 NoUnkes	1,049.61 ETH	4,989.59 ETH	0.0002 ETH

# This Week's Hottest Headlines

---



Crypto exchange Bybit announces its exit from the UK market due to impending regulations from the Financial Conduct Authority (FCA).

The Federal Reserve's unexpected 50 basis point rate cut has sparked bullish sentiment in crypto markets. Investors are optimistic about increased liquidity and potential gains across digital assets.

Ethereum dropped 6% following market turbulence sparked by rumors of a Trump assassination attempt and concerns over potential U.S. rate cuts.

The CFTC has raised concerns over the risk of market manipulation in prediction markets, citing potential threats to market integrity.

**TDMM**, an integral part of the TradeDog Group, is an established crypto trading firm. The company excels in building scalable liquidity for digital assets, having generated over \$10 billion in trading volume. Leveraging decades of experience across top financial institutions in trading stocks, commodities, and digital currencies, TDMM has been active in the crypto markets since 2015, providing liquidity provisioning and market-making for legacy tokens such as **XRP, BCH, ETH, ETC.**

For more information or if we can help with anything, please visit

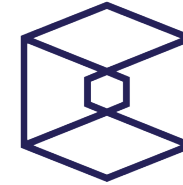

[www.tdmm.io](http://www.tdmm.io) or contact us at [inquiry@tdmm.io](mailto:inquiry@tdmm.io)

Follow TDMM for more content: [Twitter](#) , [LinkedIn](#) , [Instagram](#)

This material is for informational purposes only and intended for experienced institutional investors. It is not an offer, commitment, or personal advice. TDMM operates globally and may not be subject to local regulations. We may hold conflicting interests in the assets mentioned. Information is based on reliable sources but not guaranteed. Digital asset investments carry risks and may not suit all investors. TDMM is not liable for any losses, and this material cannot be copied or shared without permission.

# Content Sources

---



**THE BLOCK**

**Investing.com**



**TV TradingView**