

Crypto Scoreboard

| Rank | Name | Price | 24h% | 7d% | Market Cap | Volume(24h) | Circulating Supply | Last 7 Days |
|------|---------------|-------------|---------|----------|---------------------|---|----------------------|-------------|
| 1 | Bitcoin BTC | \$63,953.62 | ▼ 0.87% | ▲ 1.06% | \$1,263,802,260,363 | \$35,460,915,318 554,440 BTC | 19,761,231 BTC | |
| 2 | Ethereum ETH | \$2,645.29 | ▲ 0.34% | ▲ 0.23% | \$318,412,661,768 | \$17,579,102,775 6,641,772 ETH | 120,369,474 ETH | |
| 3 | Tether USDT | \$0.9996 | ▼ 0.06% | ▼ 0.04% | \$119,584,024,196 | \$61,847,927,214 61,873,819,693 USDT | 119,632,023,784 USDT | |
| 4 | BNB BNB | \$581.71 | ▼ 0.08% | ▼ 3.34% | \$84,890,589,869 | \$1,809,077,633 3,107,403 BNB | 145,932,786 BNB | |
| 5 | Solana SOL | \$156.61 | ▼ 0.37% | ▲ 7.19% | \$73,259,143,378 | \$2,144,283,650 13,726,584 SOL | 468,369,648 SOL | |
| 6 | USDC USDC | \$0.9999 | ▼ 0.02% | ▼ 0.03% | \$35,347,417,300 | \$6,748,138,659 6,748,542,005 USDC | 35,350,090,405 USDC | |
| 7 | XRP XRP | \$0.621 | ▼ 3.98% | ▲ 6.10% | \$32,125,567,314 | \$1,689,334,140 2,718,792,490 XRP | 56,564,039,920 XRP | |
| 8 | Dogecoin DOGE | \$0.1185 | ▼ 3.59% | ▲ 10.03% | \$17,318,515,031 | \$916,191,825 7,727,511,266 DOGE | 146,181,626,384 DOGE | |
| 9 | Toncoin TON | \$5.81 | ▼ 0.29% | ▲ 3.50% | \$14,668,887,467 | \$233,473,773 40,149,749 TON | 2,525,918,442 TON | |
| 10 | TRON TRX | \$0.1565 | ▲ 0.87% | ▲ 3.13% | \$13,557,596,479 | \$351,017,704 2,242,269,008 TRX | 86,611,619,584 TRX | |

Top Movers & Shakers - 100 Coins

| Name | 7D | Name | 7D |
|---------------------|----------|---|---------|
| Bonk BONK | ▲ 44.35% | Monero XMR | ▼ 9.92% |
| dogwifhat WIF | ▲ 43.74% | Celestia TIA | ▼ 7.43% |
| Pepe SEI | ▲ 39.40% | Artificial Superintelligence Alliance FET | ▼ 4.86% |
| Sei SEI | ▲ 31.40% | Quant QNT | ▼ 4.57% |
| Ethena ENA | ▲ 30.63% | BNB BNB | ▼ 3.45% |
| Shiba Inu SHIB | ▲ 27.52% | Aave AAVE | ▼ 3.38% |
| Wormhole W | ▲ 25.86% | MultiverseX EGLD | ▼ 1.90% |
| Sui SUI | ▲ 20.96% | GateToken GT | ▼ 1.62% |
| FLOKI FLOKI | ▲ 20.35% | Kaspa KAS | ▼ 0.90% |
| Brett (Based) BRETT | ▲ 19.19% | Cronos CRO | ▼ 0.43% |

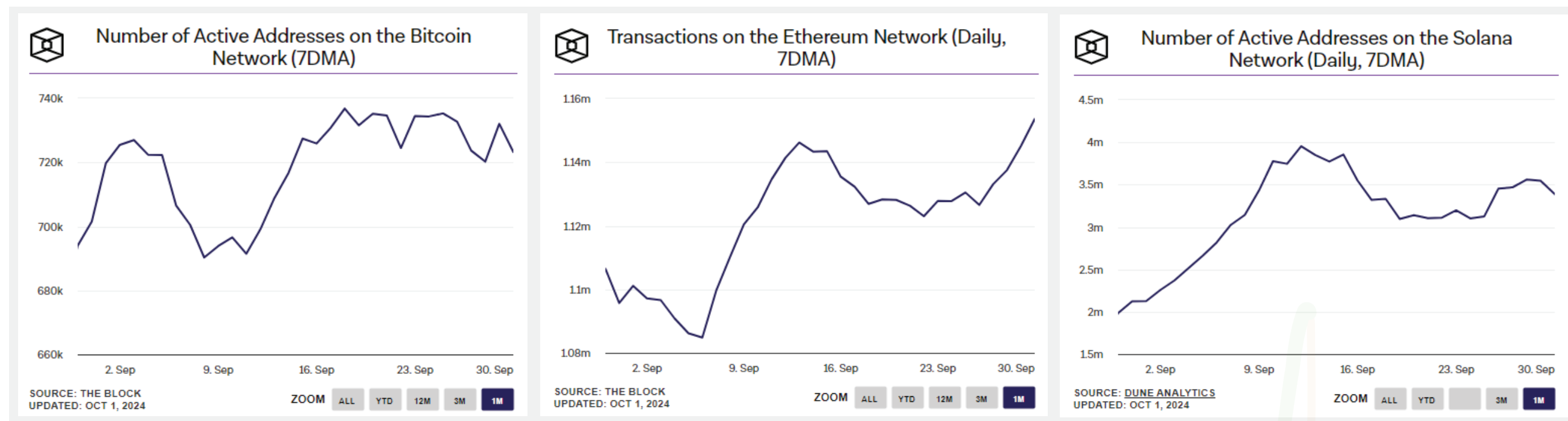
Sector Rundown

| Sector | Change | Up | Down | Trend | RSI |
|-----------|---------|-----|------|------------|------------|
| QC 500 | +4.68% | 315 | 185 | 32 Neutral | 45 Neutral |
| Currency | +0.81% | 21 | 9 | 35 Neutral | 51 Neutral |
| Platform | +5.02% | 32 | 16 | 30 Bearish | 48 Neutral |
| DeFi | +2.28% | 31 | 19 | 28 Bearish | 48 Neutral |
| Exchange | -1.29% | 10 | 12 | 43 Neutral | 48 Neutral |
| Meme | +18.23% | 41 | 8 | 41 Neutral | 34 Neutral |
| Game | +3.65% | 30 | 12 | 21 Bearish | 45 Neutral |
| NFT | +2.58% | 13 | 9 | 24 Bearish | 46 Neutral |
| Metaverse | +10.53% | 13 | 2 | 24 Bearish | 48 Neutral |
| Fan | +1.61% | 3 | 1 | 18 Bearish | 44 Neutral |
| Services | +1.44% | 29 | 17 | 29 Bearish | 49 Neutral |

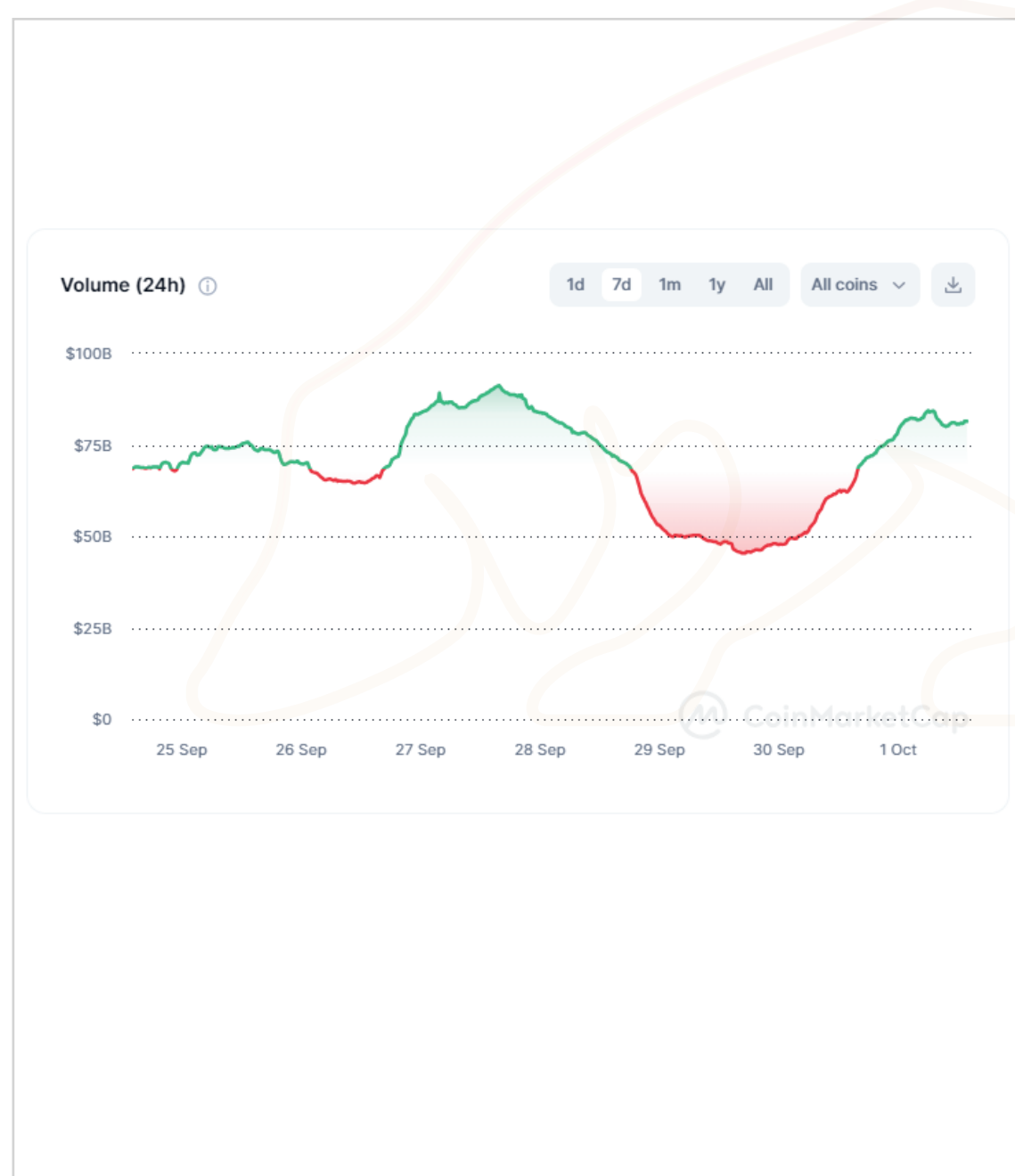
HeatMap 7D



On-Chain Analysis



Trading Volume Highlights



Exchange Volume Dashboard

| Exchange | Volume 24h | Volume Graph 7d |
|-------------------|------------------|-----------------|
| Binance | \$15,432,779,030 | |
| Coinbase Exchange | \$2,191,504,979 | |
| Bybit | \$5,254,571,505 | |
| OKX | \$2,065,288,889 | |
| Upbit | \$1,468,534,620 | |
| HTX | \$1,794,475,704 | |
| Kraken | \$737,135,910 | |
| Gate.io | \$1,436,833,138 | |
| Bitfinex | \$122,942,006 | |
| KuCoin | \$663,149,380 | |

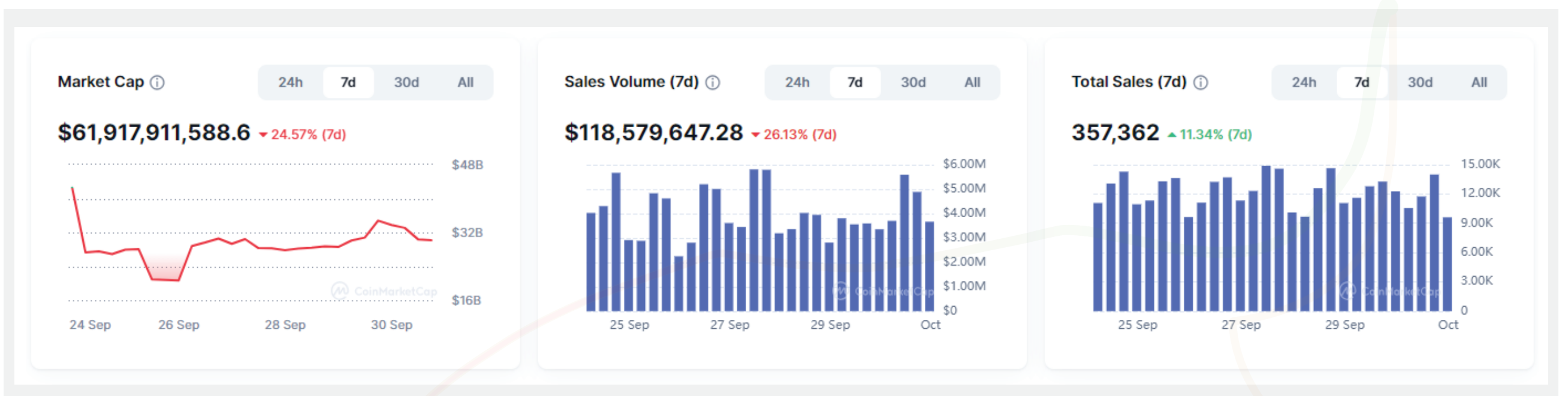
Global Market Performance

| Name | 7D |
|---------------------------|-----------|
| S&P 500 | (+0.52%) |
| FTSE 100 | (-0.55%) |
| NASDAQ Composite (IXIC) | (+16.53%) |
| Shanghai Composite (SSEC) | (+16.53%) |
| DAX (GDAXI) | (+1.73%) |

Bitcoin V/S S&P 500



NFT Landscape Overview



TOP PERFORMING NFT MARKETPLACES BY TRADING VOLUME

| Market | Avg Price | Volume 7d |
|---------------------|---------------------|-----------|
| OpenSea | \$282.22 ▲ +1.86% | \$69.58M |
| Blur | \$1.13k ▲ +2.22% | \$15.07M |
| Magic Eden | \$306.64 ▲ +182.44% | \$7.08M |
| OKX NFT Marketplace | \$678.5 ▲ +15.52% | \$5.92M |
| Element Market | \$2.33k ▲ +125.11% | \$5.81M |
| UniSat | \$552.36 ▼ -21.6% | \$4.44M |
| Tensor | \$149.05 ▲ +2.91% | \$3.52M |
| CryptoPunks | \$81.83k ▼ -26.67% | \$3.33M |
| MOOAR | \$60.76 ▲ +35.41% | \$1.84M |
| Sorare | \$17.3 ▼ -13.76% | \$1.63M |

Top NFT Collections

| Name | Volume 7D | Est. Market Cap | Floor Price |
|-----------------|---------------------|---------------------|-----------------|
| NoUnkes | 2,049.63 ETH | 5,000 ETH | 0.00018 ETH |
| Lil Penguins | 1,921.17 ETH | 9,250.38 ETH | 1.03 ETH |
| MiniMonkey | 11,571,783.3 MATIC | 20,248,933.93 MATIC | 10 MATIC |
| IBOX | 10,763,754.01 MATIC | 4,570.88 MATIC | 32.34 MATIC |
| Skies | 1,474.44 ETH | 882.66 ETH | 2.065 ETH |
| Skies | 9,234,153.93 MATIC | 5,787,157.46 MATIC | 12,933.07 MATIC |
| Jewels | 1,262.88 ETH | 585.44 ETH | 0.681 ETH |
| NodeMonkes | 46.45 BTC | 1,854.47 BTC | 1.049 BTC |
| PudgyPenguins | 1,122.06 ETH | 89,047.22 ETH | 10.25 ETH |
| Bitcoin Puppets | 43.51 BTC | 1,302.94 BTC | -- |

This Week's Hottest Headlines

Taiwan's Financial Supervisory Commission has opened the digital asset ETF market to professional investors, allowing access to foreign virtual asset ETFs.

Hong Kong's SFC grants ZA Bank an extension to its Type 1 license, authorizing cryptocurrency trading.

ZX Squared Capital predicts a strong Q4 Bitcoin rally fueled by the U.S. debt crisis, with institutional interest growing as Bitcoin is seen as a hedge against economic instability.

Billionaire Bitcoiner ditches UK for Swiss crypto hub, slamming new tax plans for non-doms.

The FBI has seized over \$6 million in cryptocurrency from scammers targeting U.S. citizens with fraudulent investment schemes.

About TDMM

TDMM, an integral part of the TradeDog Group, is an established crypto trading firm. The company excels in building scalable liquidity for digital assets, having generated over \$10 billion in trading volume. Leveraging decades of experience across top financial institutions in trading stocks, commodities, and digital currencies, TDMM has been active in the crypto markets since 2015, providing liquidity provisioning and market-making for legacy tokens such as **XRP, BCH, ETH, ETC.**

For more information or if we can help with anything, please visit www.tdmm.io or contact us at inquiry@tdmm.io

Follow TDMM for more content: [Twitter](#) , [LinkedIn](#) , [Instagram](#)

Disclaimer

This material is for informational purposes only and intended for experienced institutional investors. It is not an offer, commitment, or personal advice. **TDMM** operates globally and may not be subject to local regulations. We may hold conflicting interests in the assets mentioned. Information is based on reliable sources but not guaranteed. Digital asset investments carry risks and may not suit all investors. **TDMM** is not liable for any losses, and this material cannot be copied or shared without permission.

Content Sources

